

The Ultimate Guide to Gardening with Baking Soda: Unlocking Nature's Secret Weapon

As gardeners, we're always on the lookout for ways to improve our plants' health and productivity. Baking soda, an inexpensive and readily available household item, has emerged as a versatile and effective solution for a wide range of gardening challenges.



Gardening with Baking Soda: How to Use Baking Soda in Your Garden by Michael Stephen Fuchs

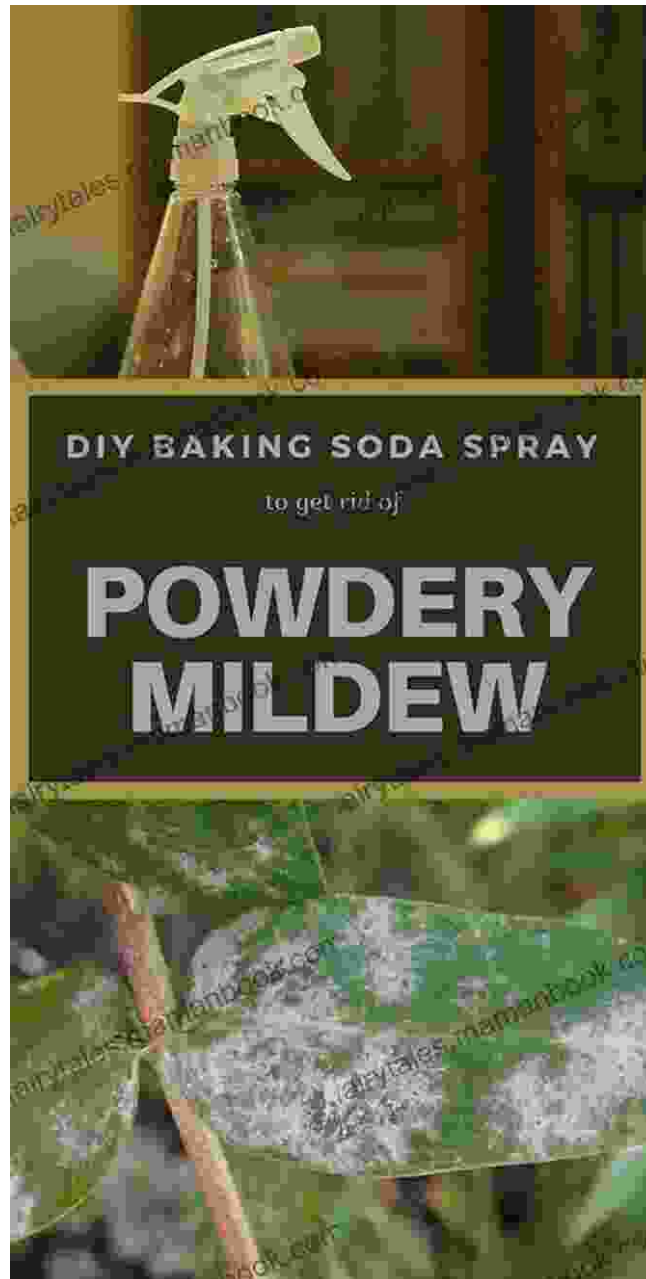
★★★★★ 5 out of 5

Language : English
File size : 473 KB
Text-to-Speech : Enabled
Enhanced typesetting : Enabled
Print length : 7 pages
Lending : Enabled
Screen Reader : Supported



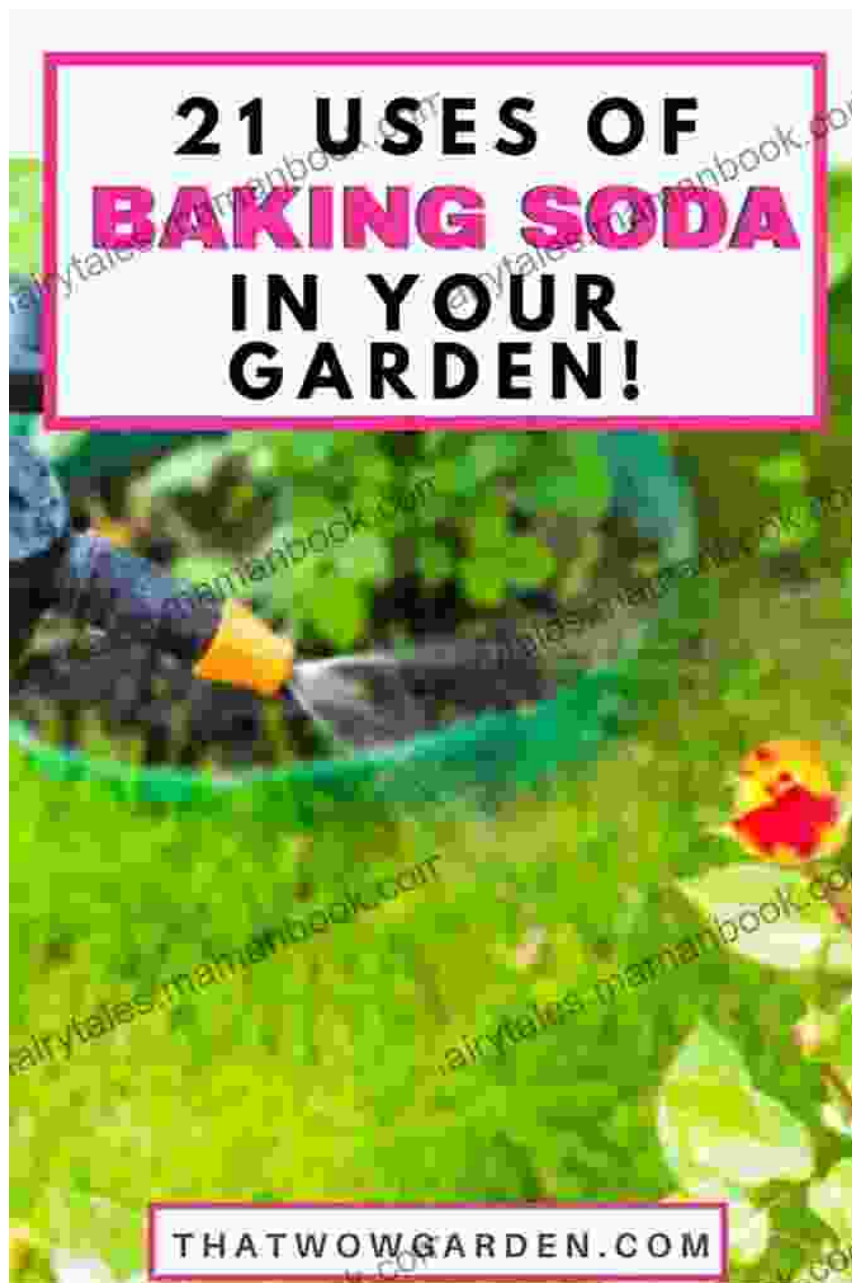
Antifungal Properties: Combating Fungal Diseases

Baking soda possesses potent antifungal properties, making it a valuable tool in the fight against common garden fungi. When applied to plants, it creates an alkaline environment that inhibits fungal growth. For best results, dissolve one tablespoon of baking soda in a gallon of water and spray directly onto affected plants. Repeat as necessary to control fungal infestations.



Pest Control: Repelling Annoying Critters

Baking soda can also act as a natural pest repellent. Its alkaline nature and powdery texture irritate insects and deter them from feeding on your plants. Sprinkle baking soda around the base of plants or along pathways to create a protective barrier against pests such as slugs, snails, and aphids.



Baking soda effectively repels a variety of garden pests.

Nutrient-Boosting Properties: Enhancing Soil Fertility

Baking soda can also enhance soil fertility by neutralizing excess acidity. When applied to acidic soils, it helps balance the pH levels, making vital nutrients more readily available to plants. Mix one cup of baking soda with

a gallon of water and pour it over the soil around acid-loving plants like blueberries, azaleas, and rhododendrons.



Organic and Sustainable Gardening

Baking soda is an organic and sustainable gardening solution that minimizes the need for harsh chemicals. Unlike synthetic pesticides and fungicides, it poses no harm to beneficial insects or wildlife. Its non-toxic nature also makes it safe for use around children and pets.

Cautionary Tips for Using Baking Soda in the Garden

- **Avoid overapplication:** Excessive use of baking soda can raise soil pH levels too high, which can be harmful to plants.
- **Test before using:** Conduct a soil test to determine the pH levels before applying baking soda. This will help you avoid overcorrecting and ensuring optimal plant growth.

- **Use in moderation:** When applying baking soda as a pest repellent, use it sparingly to avoid attracting ants or other insects.

Baking soda is a versatile and effective tool that can enhance your gardening efforts in countless ways. Its antifungal, pest control, and nutrient-boosting properties make it an invaluable asset for organic and sustainable gardening. By embracing the power of baking soda, you can cultivate a thriving and abundant landscape that is both beautiful and healthy.




Gardening with Baking Soda: How to Use Baking Soda in Your Garden

by Michael Stephen Fuchs

★★★★★ 5 out of 5

Language : English
File size : 473 KB
Text-to-Speech : Enabled
Enhanced typesetting : Enabled
Print length : 7 pages
Lending : Enabled
Screen Reader : Supported





The Great Deliverance Inspector Lynley: A Literary Masterpiece Unraveling the Intricacies of Policing and Human Character

: In the realm of detective fiction, Elizabeth George's "The Great Deliverance Inspector Lynley" stands as a towering literary achievement. This captivating novel delves into...



Metal Gear Solid Ground Zeroes Guide, Walkthrough, Tips, Cheats

Metal Gear Solid Ground Zeroes is a prologue to the highly anticipated Metal Gear Solid V: The Phantom Pain. It is a standalone game that was...